


C.E.I.P. ÁLVAR FÁÑEZ

2º DE PRIMARIA

# MÚSICA PARA SONREIR

AUTORA: NOELIA ANDRÉS CURA



NOMBRE Y APELLIDOS:.....

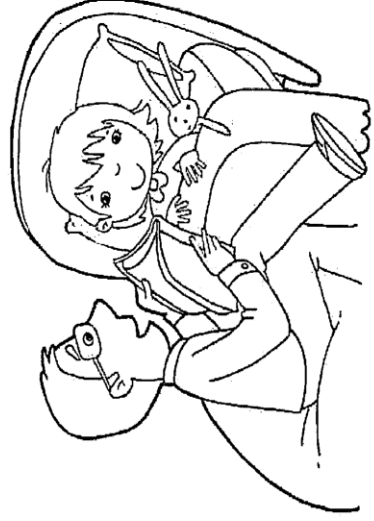
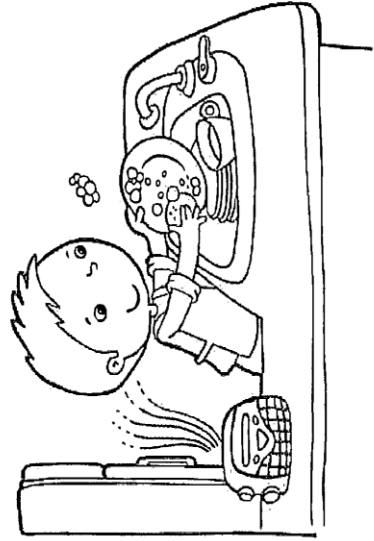
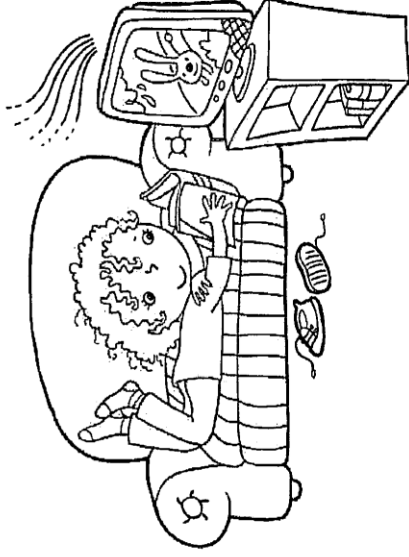






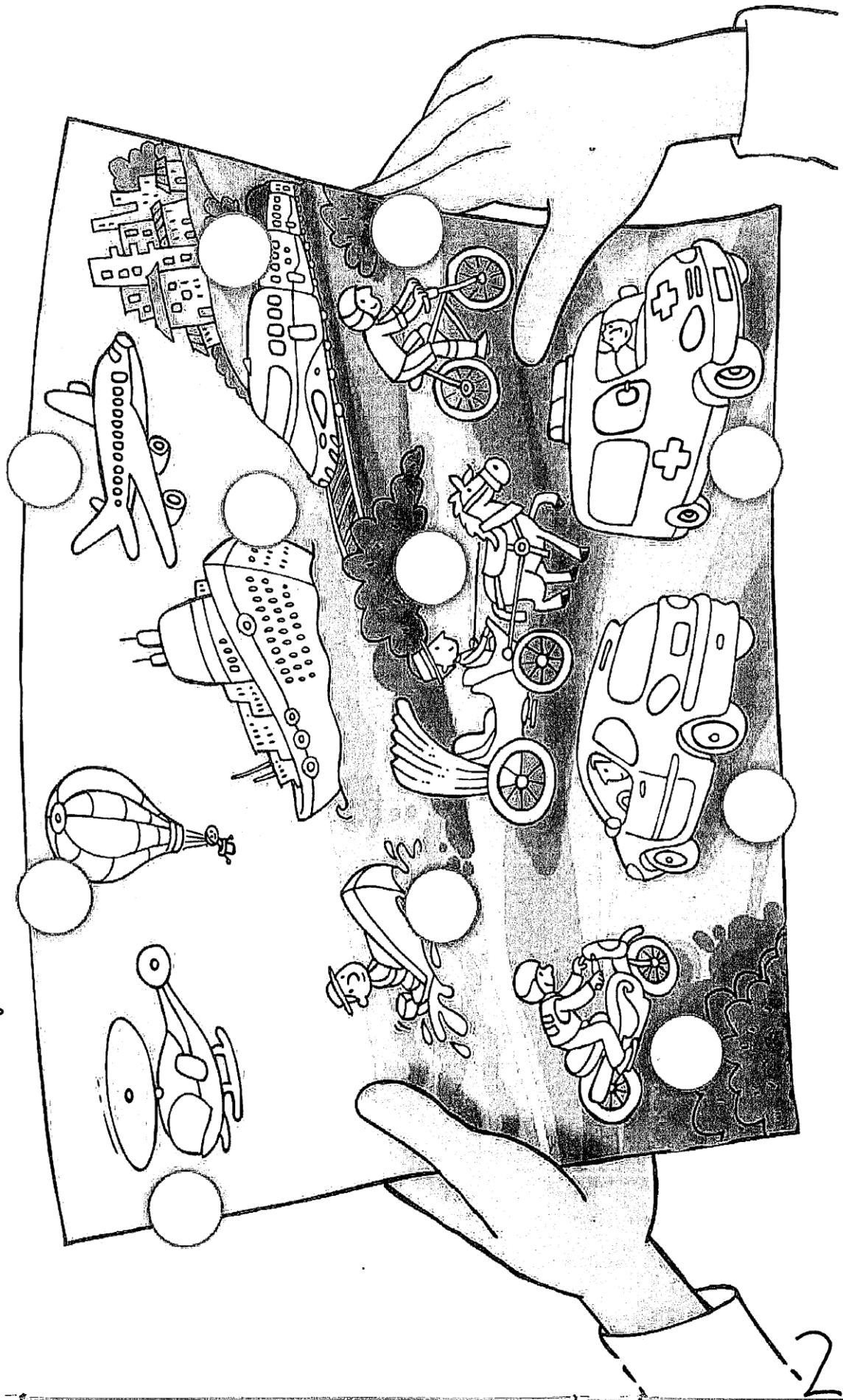

# ¿Oyes o escuchas?



Colorea los personajes que escuchan de rojo y los que oyen de azul.


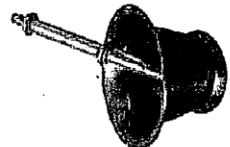


Escucha y numera los distintos medios de transporte.  
Luego colorea.





Dibuja estos instrumentos donde corresponde.



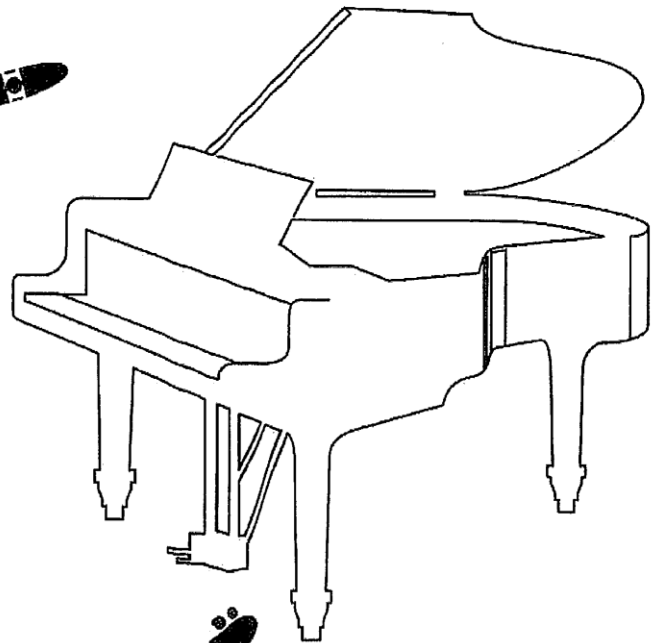


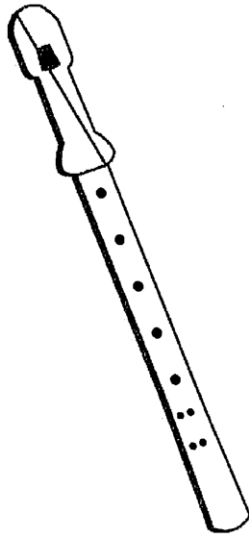

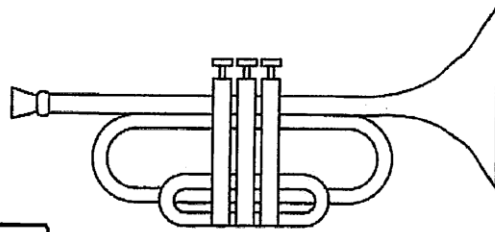


Cuenda

Viento

Percusión

# Dibuja tu música


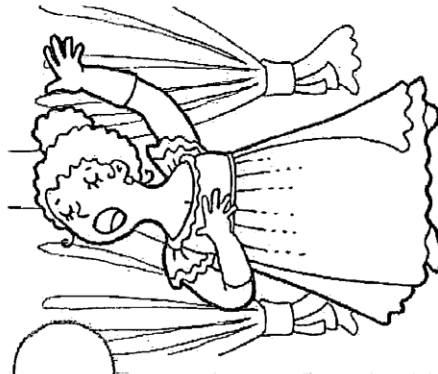

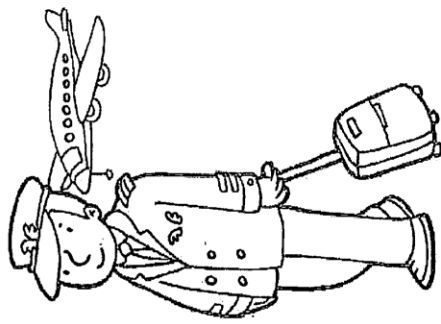

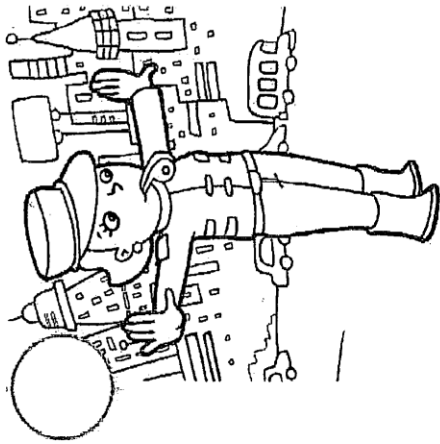


Identifica los instrumentos de tu escuela,  
de los demás. Colorea la lámina




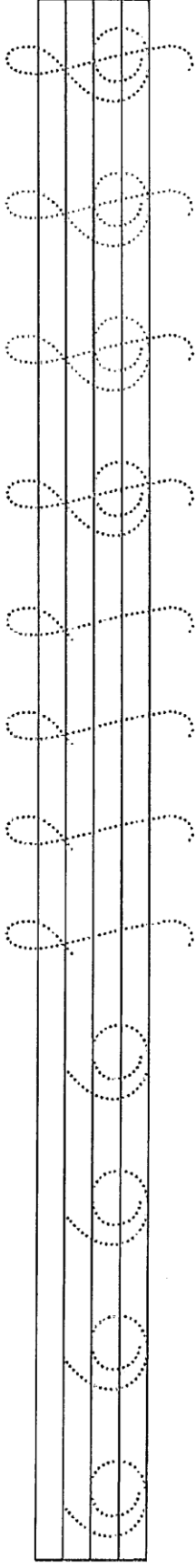


5 Numera los oficios en el orden que los escuches. Luego colorea el oficio que más te guste.




¿Oyes o escuchas?

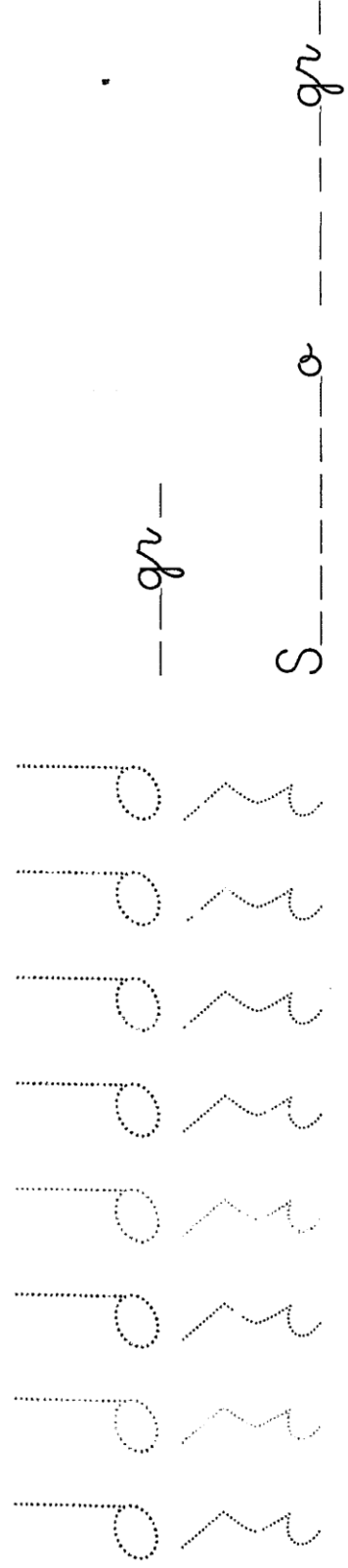
2  Dibuja la clave sol, (G).



3   Completa el pentagrama con las notas indicadas.




4  Repasa las figuras y silencios. Completa sus nombres.


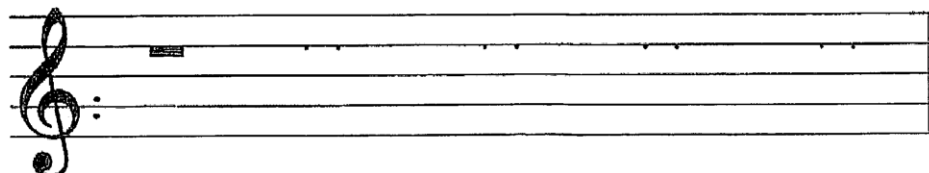

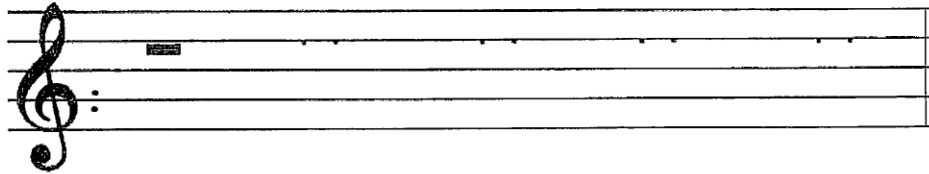



# Dibuja tu música

Recuerda cuántos tipos de silencios hay:




Ahora te presentamos uno nuevo: el silencio de redonda . Al igual que la redonda el silencio vale 4 tiempos musicales.



Rellena los puntitos y obtendrás silencios.

2  Observa y cuenta las figuras y silencios musicales.



¿Cuál se repite dos veces?

¿Cuál se repite cinco veces?

¿Cuál se repite cuatro veces?

¿Cuál se repite seis veces?

¿Cuál se repite tres veces?

### Lenguaje musical

**Repasamos**




Sol    Mi    La

**Aprendemos**



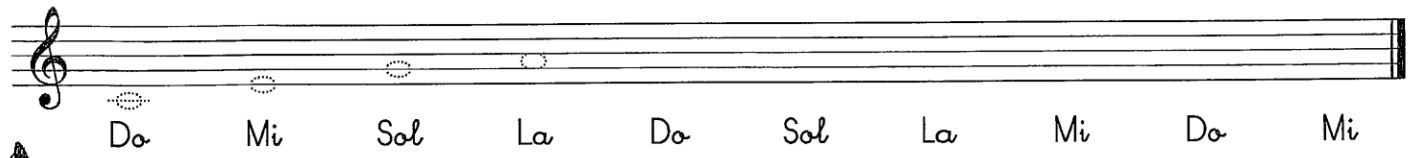
Nota Do

• Repasa y nombra las notas.





Do    Mi    La    Sol    \_\_\_\_\_

• Completa y lee.



Do    Mi    Sol    La    Do    Sol    La    Mi    Do    Mi

 • Escucha.



# Hacemos música



Interpreta.

## Los malabares



C \_\_\_\_\_



C \_\_\_\_\_



T \_\_\_\_\_



P \_\_\_\_\_

Musical notation for the 'Los malabares' section, consisting of two rows of notes and rests. The first row contains: a quarter note, a beamed eighth-note pair, a quarter note, a quarter rest, a quarter note, a beamed eighth-note pair, a quarter note, a quarter rest, a quarter note, a quarter rest, a quarter note, and a quarter rest. The second row contains: a quarter note, a quarter note, a quarter note, a quarter rest, a quarter note, a quarter note, a quarter note, a quarter rest, a quarter note, a quarter note, a quarter note, and a quarter rest.





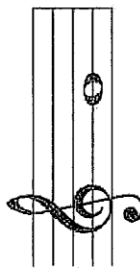
## Repasamos



Pentagrama

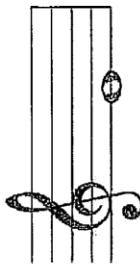


Clave de Sol



Nota Sol

## Aprendemos




Nota Mi

- Repasa y nombra las notas.

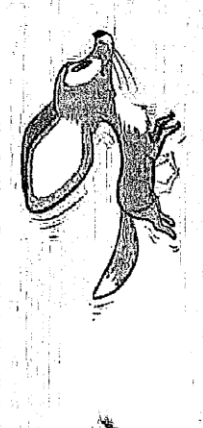
Sol Mi

- Completa y lee.

Sol Mi Sol Mi Sol Mi



• Escucha.

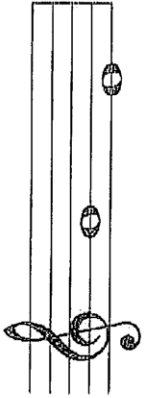




# Lenguaje musical

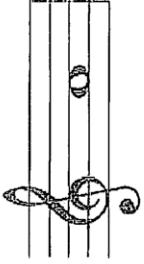


Repasamos



Sol Mi

Aprendemos



Nota La


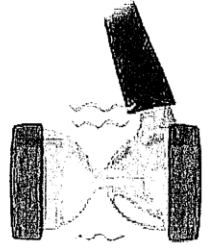
- Repasa y nombra las notas.

Sol La Mi

- Completa y lee.

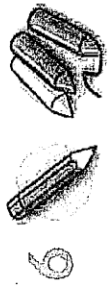
Sol La Mi Sol Mi

- Escucha.

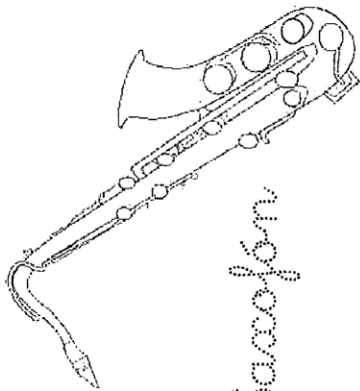


2

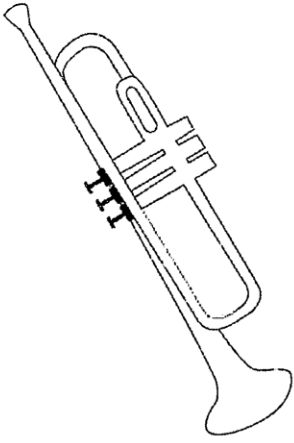
Música a cualquier hora




6 Repasa los nombres de estos instrumentos y coloréalos.  
Después, numéralos según la audición.



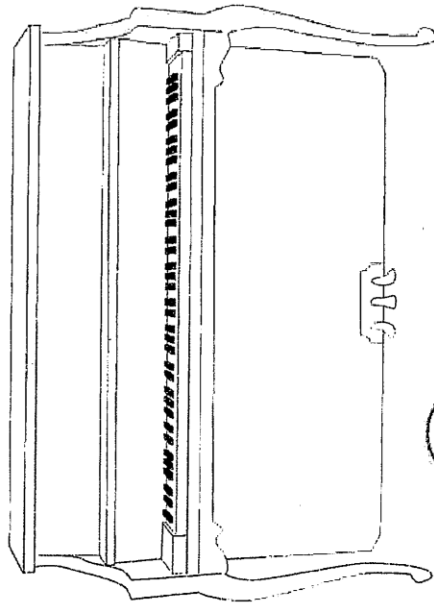
Saxofón




Trompeta



Contrabajo







Piano



Guitana  
eléctrica

# Dibuja tu música

- 1) ¿ Cuánto vale una  ?
- 2) ¿ Dónde se coloca la nota Sol ?
- 3) ¿ Dónde se coloca la nota Do ?
- 4) ¿ Y la nota Do' ?
- 5) ¿ Dónde va la  ?
- 6) ¿ Dónde podemos poner la nota LA ?
- 7) ¿ Cuánto vale un silencio Z ?
- 8) ¿ Dónde va la nota RE ?
- 9) ¿ Y la nota Mi ?
- 10) ¿ Para qué sirve el compás ?
- 11) ¿ Y la  ?
- 12) ¿ Qué son las líneas divisorias ?
- 13) ¿ Cómo se llama al conjunto de 5 líneas y 4 espacios ?



## 2 Lenguaje musical

• 5. Repasa los nombres.



Clave de Sol



Negra



Silencio de negra



Nota Sol

• 6. Repasa los signos.

Clave de Sol



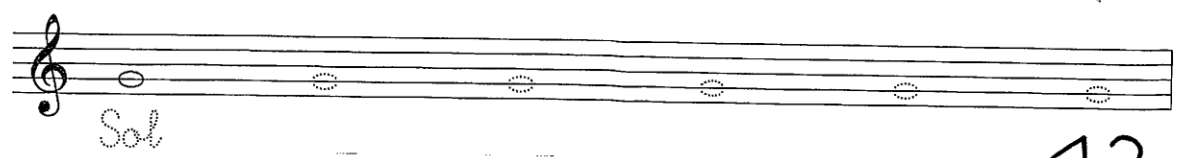
Negra




Silencio de negra



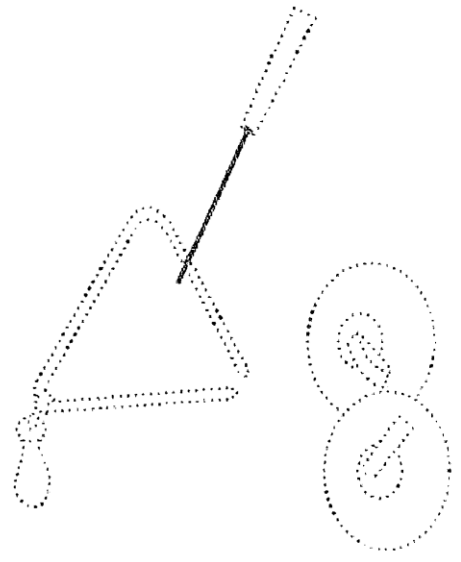

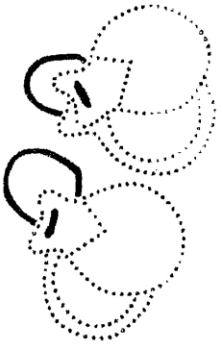
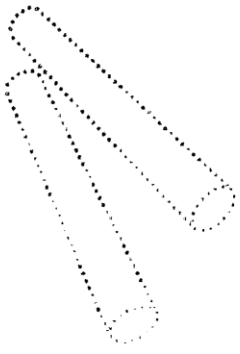


Nota Sol





Repasa y colorea los instrumentos. Luego une cada uno con su nombre mediante flechas.



Cróstalos

Caja china

Castañuelas

Tambor

Pandero

Triángulo

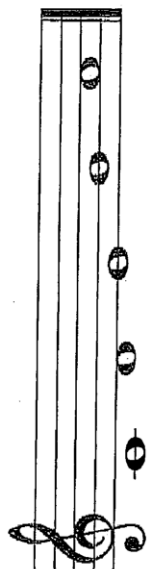
Maracas

Claves

# Lenguaje musical



## Repasamos




Do Re Mi Sol La

## Aprendemos



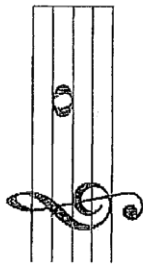
Corchea Silencio de corchea

La corchea y su silencio duran la mitad de un pulso.



Ti - ti

Dos corcheas pueden escribirse unidas.



Do'

El Do agudo se sitúa en el tercer espacio del pentagrama.

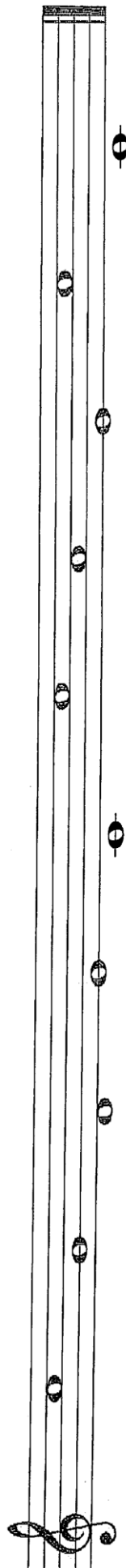
● Completa y lee.



Ta

Ti - ti

● Repasa y nombra las notas.



Do'

Sol

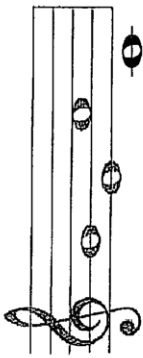
# Lenguaje musical



## Repasamos




Negra  
Silencio  
de negra



Sol Mi La Do

## Aprendemos



Blanca  
Silencio de  
blanca

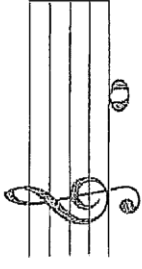
La blanca y su silencio  
duran dos pulsos.



○ ○ ○ ○  
Ta - an



○ ○ ○ ○  
Ta - an



Re

La nota Re se escribe  
debajo de la primera  
línea del pentagrama.

Lee y practica.



Ta



Ta - an



Ta



Ta



Ta



Ta



Ta



Ta



Ta

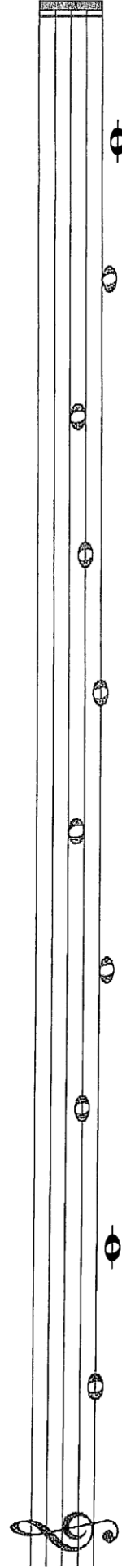


Ta - an





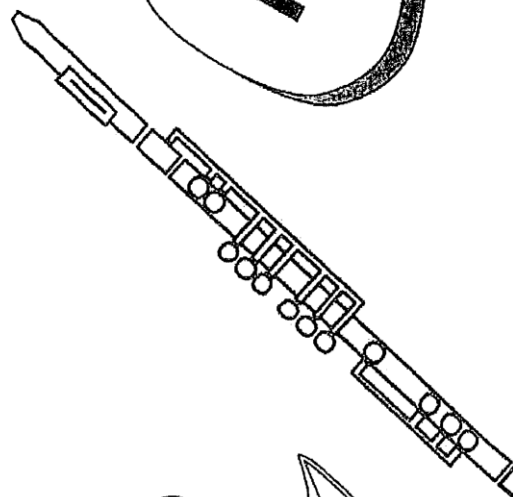
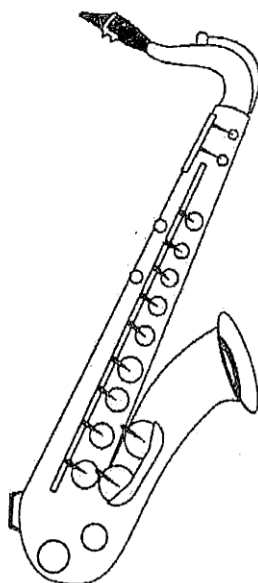
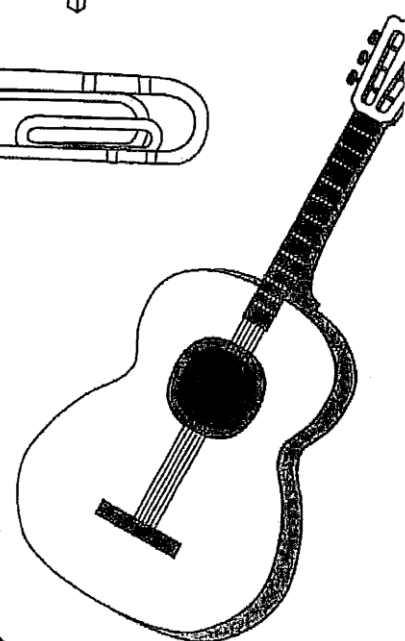
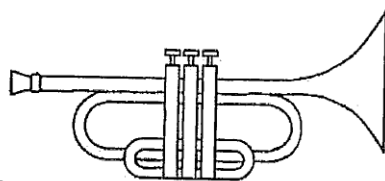

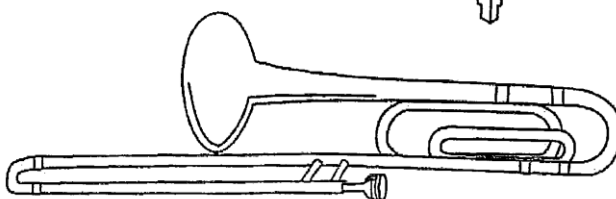


Ta - an


Repasa y nombra las notas.



Mi Do Sol

# Dibuja tu música





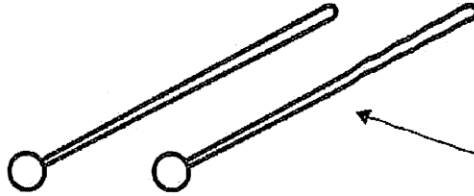
¿A qué familias pertenecen estos instrumentos?.



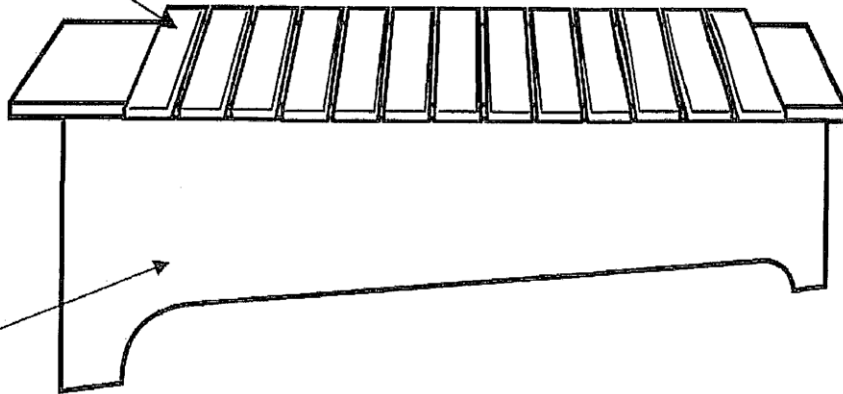
# Dibuja tu música

## Xilófono

Láminas de  
madera.



Baquetas





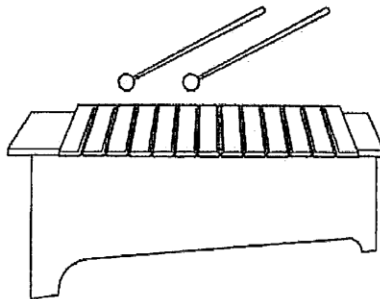
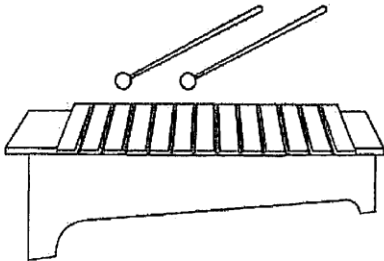
Caja de  
resonancia

## Xilófono

SOPRANO

ALTO

BAJO



# Dibuja tu música

Completa los siguientes nombres de instrumentos.


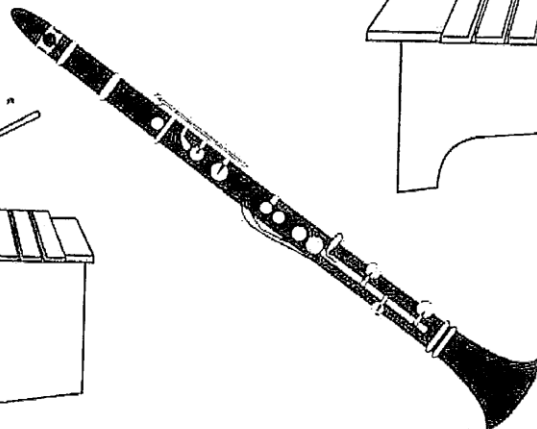
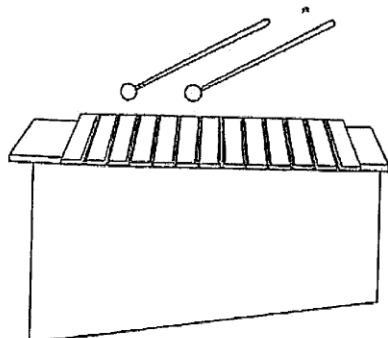
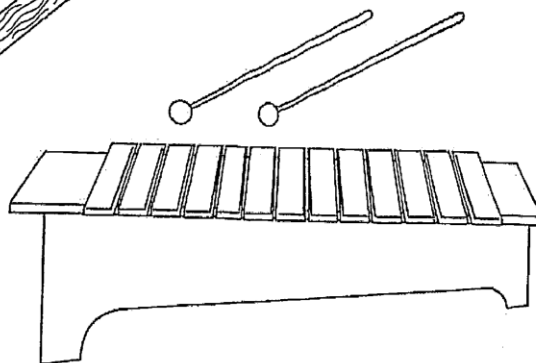


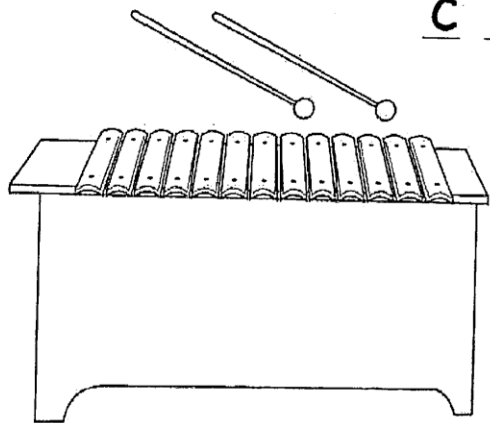
\_ i \_ ó f \_ n \_ s \_ p \_ \_ \_

M \_ \_ a \_ ó f \_ \_ \_ \_ j \_

C \_ \_ r \_ \_ l \_ \_ a \_ \_ o

\_ l \_ v \_ \_ m \_ \_ a \_ \_ s

c \_ a r \_ \_ e \_ e



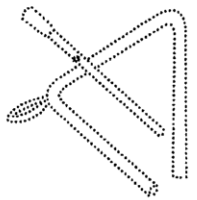
# Hacemos música



• Acompaña con los instrumentos.




1



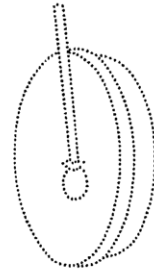

T \_\_\_\_\_

2



C C \_\_\_\_\_

3



P \_\_\_\_\_



- 1. Repasa el nombre y relaciona con los instrumentos.

Pandero

Maracas

Claves

Sonaja

Triángulo

Cascabeles

Crótalos



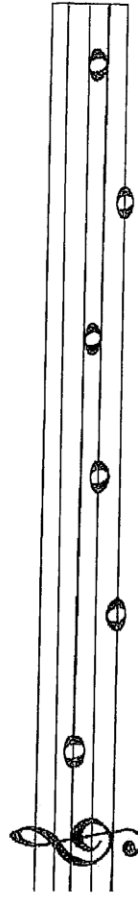
- 2. Relaciona con flechas.

Negra

Silencio de negra





- 3. Rodea las notas correctas y tacha las incorrectas.




Sol La Mi Sol Mi La

- 4. Ordena de más antiguo a más moderno.





# Dibuja tu música

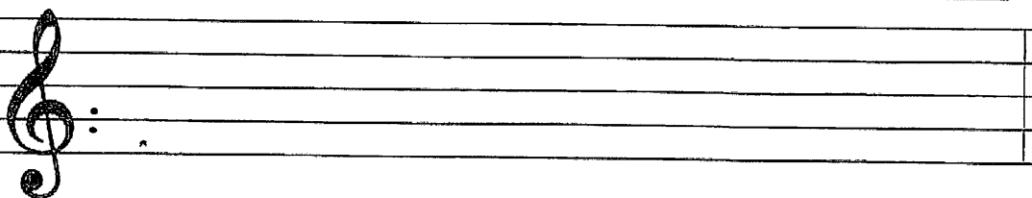
¡ A estas alturas ya conoces muchísima  
música ! ¿Quiéres seguir aprendiendo más?



## ¡¡ Sí !!




Re' Do' Re' Do' Re' Do' Re' Do'






Re' Si Re' La Re' Re Re' Do

Pon los nombres a las notas y pon las notas en  
su lugar correspondiente en el pentagrama.  
Entónalas.



# Dibuja tu música



Do   Re   Mi   Sol   La   Do'

— — — — —

— — — — —

— — — — —

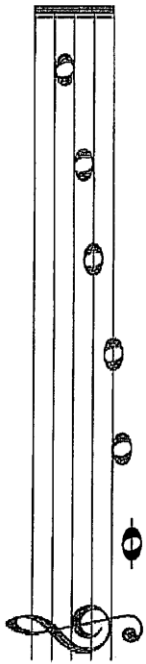


Pon el nombre a las notas, la plica y  
convíértelas en ♩ ó ♪ formando  
compases en 2 tiempos musicales.

# Lenguaje musical

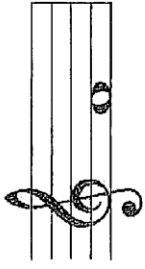


Repasamos



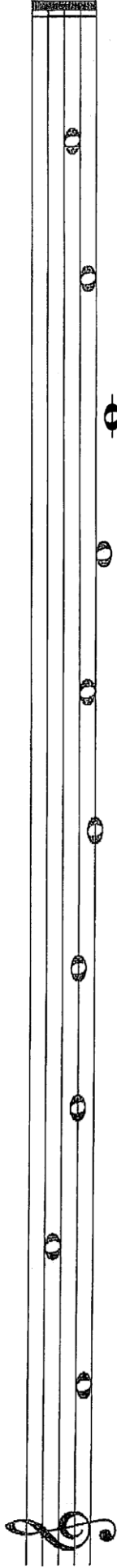
Do Re Mi Sol La Do'

Aprendemos



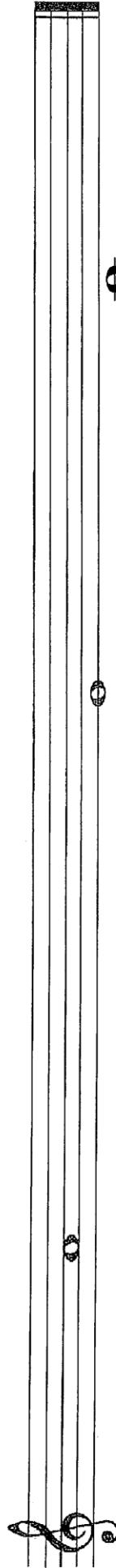
Fa

• Repasa y nombra las notas.



Fa Do'



• Completa.




Sol La Mi Fa Re Mi Do Sol



• Escucha y diferencia.





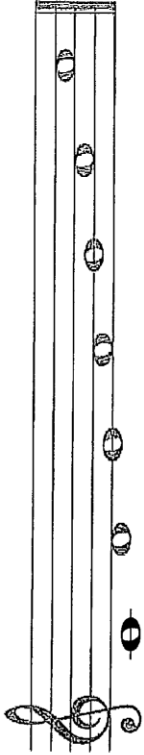
¿A qué familias pertenecen estos instrumentos?



# Lenguaje musical

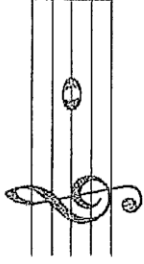


## Repasamos



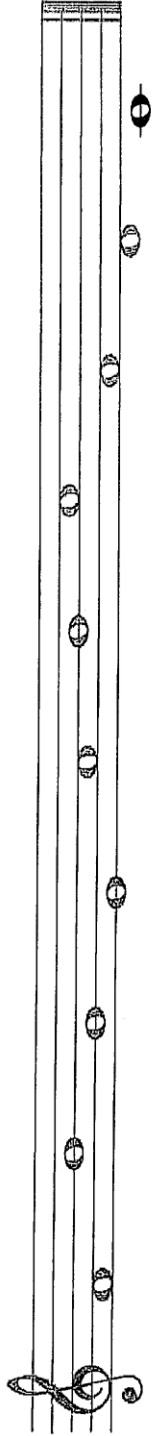
Do Re Mi Fa Sol La Do'

## Aprendemos



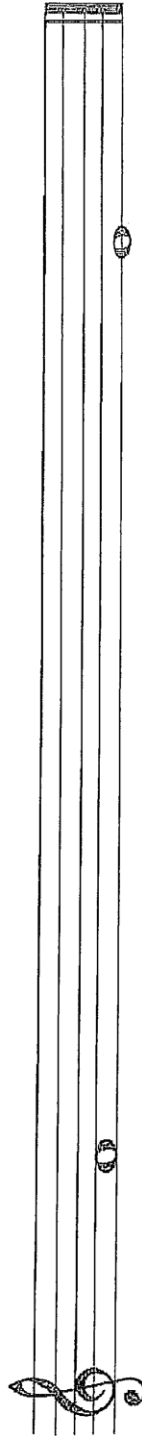
Si

• Repasa y completa.



Fa Si

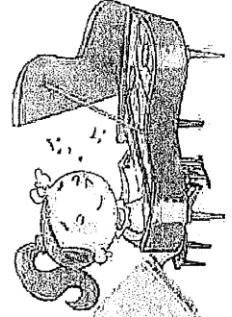
• Dibuja las notas.



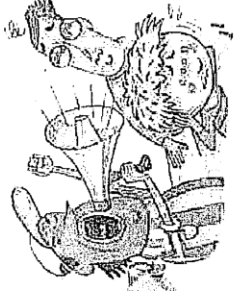
Re Fa Sol Si Fa Do' Mi Do



• Escucha y aprende.

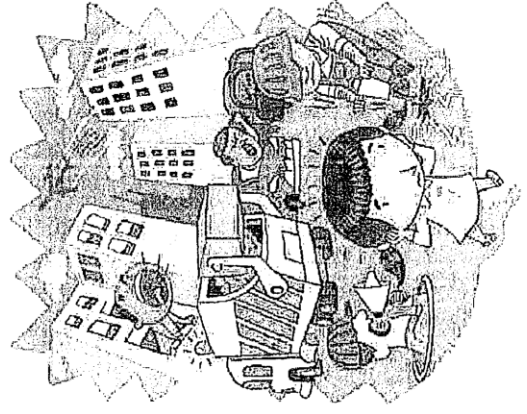


Sonido agradable




Sonido desagradable


La contaminación acústica es un problema que tenemos que evitar.




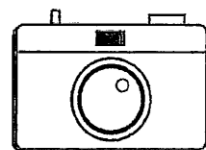
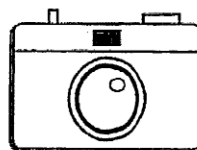
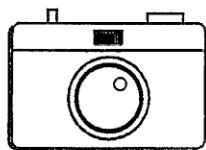
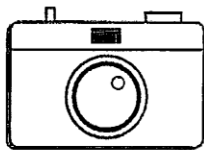
# Dibuja tu música



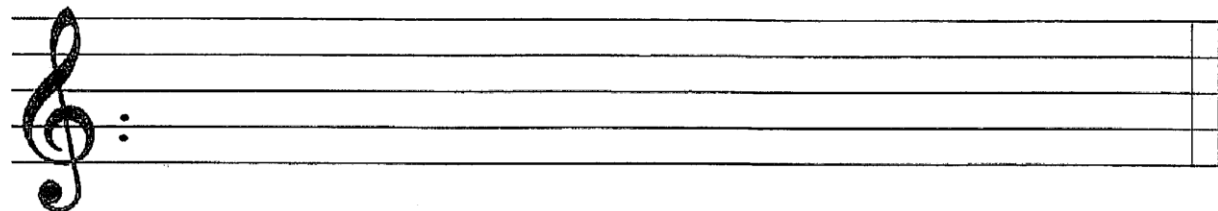
Do S.Negra La S.Corchea Fa S.Redonda



S.Blanca Re S.Corchea Si S.Redonda Mi



Sol S.Negra Do' S.Blanca Si S.Corchea






S.Redonda Fa S.Blanca Si S.Corchea Do




¿Sabes lo que hay que hacer?... ¡Adelante!




# Dibuja tu música




Tacha los compases que no sean correctos y pon los nombres de las notas debajo formando compases de  $\frac{3}{4}$  y  $\frac{4}{4}$ .



# Dibuja tu música



Tacha los compases que no sean correctos y pon los nombres de las notas debajo formando compases de  $\frac{3}{4}$  y  $\frac{4}{4}$ .






# Dibuja tu música

Fíjate en la siguiente melodía y contesta las preguntas



Pon el nombre debajo de cada nota.

- ¿Qué compás es?.....
- ¿Cuántos tiempos hay en cada compás?.....
- ¿Cuántos compases hay?.....
- ¿Cómo se llama la figura que aparece en el primer compás?.....
- ¿Cuántas negras hay en la melodía?.....
- ¿Hay algún silencio en la melodía?.....
- ¿Cuánto vale el silencio?.....
- ¿Hay alguna blanca con puntillo?.....
- ¿En qué compás?.....



# Dibuja tu música


Z


Do

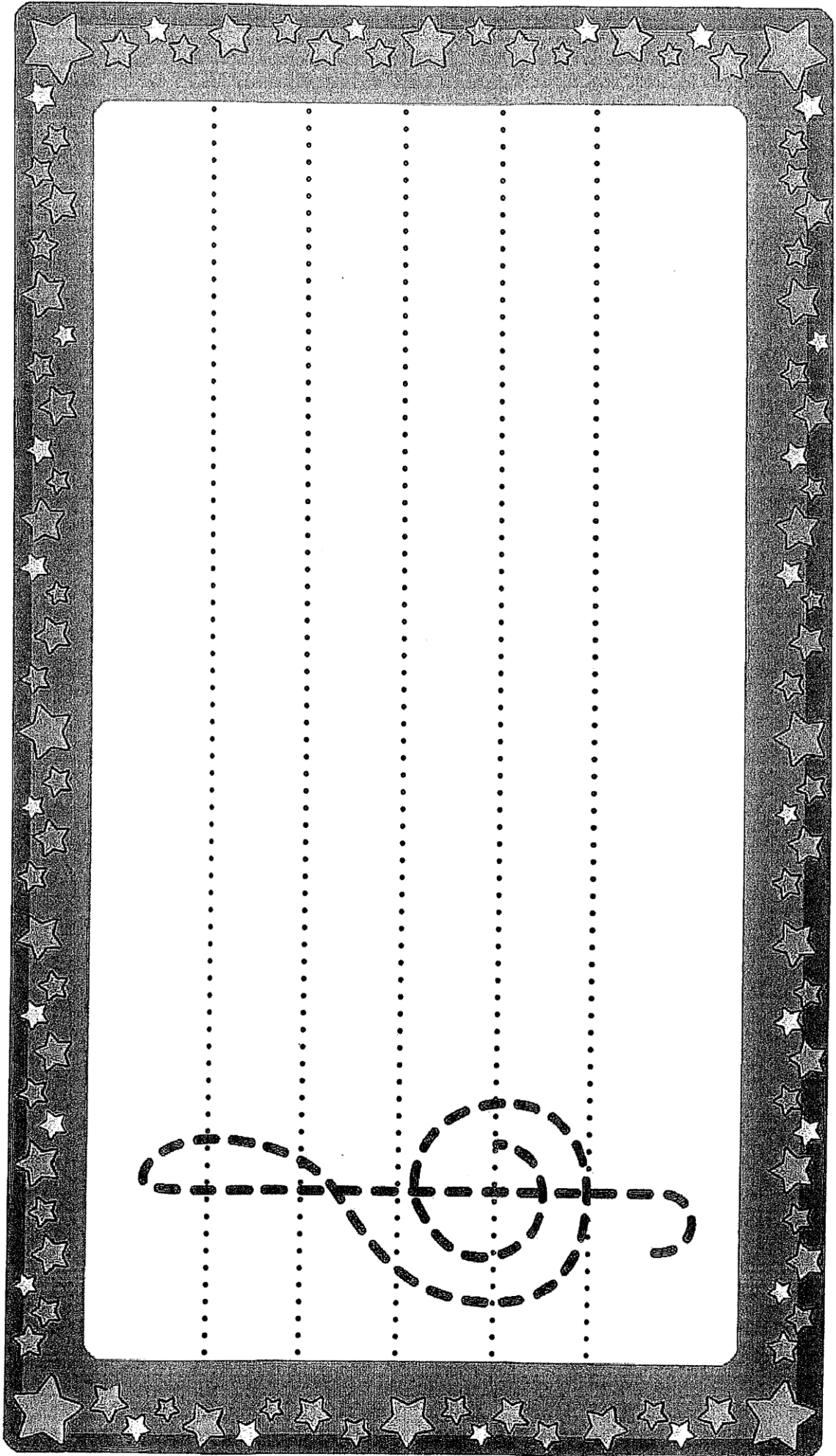
Instrumento escolar que tiene forma de pez.

2/4


¿ Qué te parece hacer una " cruzada "?  
 Creemos que no es muy difícil...  
 ¿ Qué opinas tú ?.



















# Pentagramas

A grid of 16 horizontal lines, arranged in four groups of four lines each, intended for drawing pentagrams.

# Pentagramas

Blank writing area with horizontal lines.

# Pentagramas

A grid of 24 horizontal lines, arranged in three groups of eight lines each, intended for drawing pentagrams.











# Pentagramas

A grid of 24 horizontal lines, arranged in three groups of eight lines each, providing a space for writing or drawing pentagrams.

# Pentagramas

A grid of 20 horizontal lines, organized into four groups of five lines each, providing space for drawing pentagrams.


# Pentagramas

A grid of 20 vertical lines, evenly spaced, intended for drawing pentagrams. The lines are arranged in four groups of five, with a gap between the groups.

# Pentagramas

A grid of 24 vertical lines, arranged in three groups of eight lines each, intended for drawing pentagrams.

# Pentagramas






# Pentagramas

A grid of 24 vertical lines, arranged in three groups of eight lines each, intended for drawing pentagrams.

# Pentagramas

A grid of 20 vertical lines, spaced evenly across the page, intended for drawing pentagrams.

# Pentagramas



# Pentagramas

A grid of 12 vertical lines, spaced evenly across the page, intended for drawing pentagrams.

# Pentagramas

A grid of 12 vertical lines, spaced evenly across the page, intended for drawing pentagrams.